



ENERG




WHIRLPOOL

WPM 911W ADS IT

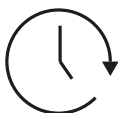


A

44 kWh /  100



9,0 kg



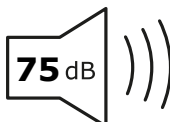
3:48



44 L



A **B** C D E F G



A **B** C D