




# ENERG

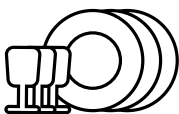


WHIRLPOOL

WFO 3T141 X



**75** kWh /  100



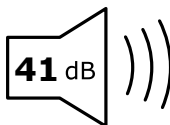
**14** x



**9,5** L



**3:10**



**41** dB

**ABCD**